

WEEKLY TOURIST ARRIVALS 2024 October





SUMMARY REPORT

Tourist arrivals from 01st to 31st October 2024

	2018	2023	2024	
Month	Number of Tourists	Number of Tourists	Number of Tourists	Percentage Change (24/23)
January	238,924	102,545	208,253	103.1
February	235,618	107,639	218,350	102.8
March	233,382	125,495	209,181	66.7
April	180,429	105,498	148,867	41.1
May	129,466	83,309	112,128	34.6
June	146,828	100,388	113,470	13.0
July	217,829	143,039	187,810	31.3
August	200,359	136,405	164,609	20.7
September	149,087	111,938	122,140	9.11
October	153,123	109,199	135,907	24.95
November	195,582	151,496		
December	253,169	210,352		
TOTAL	2,333,796	1,487,303	1,620,715	




Tourist arrivals
01st to 31st October 2024

135,907

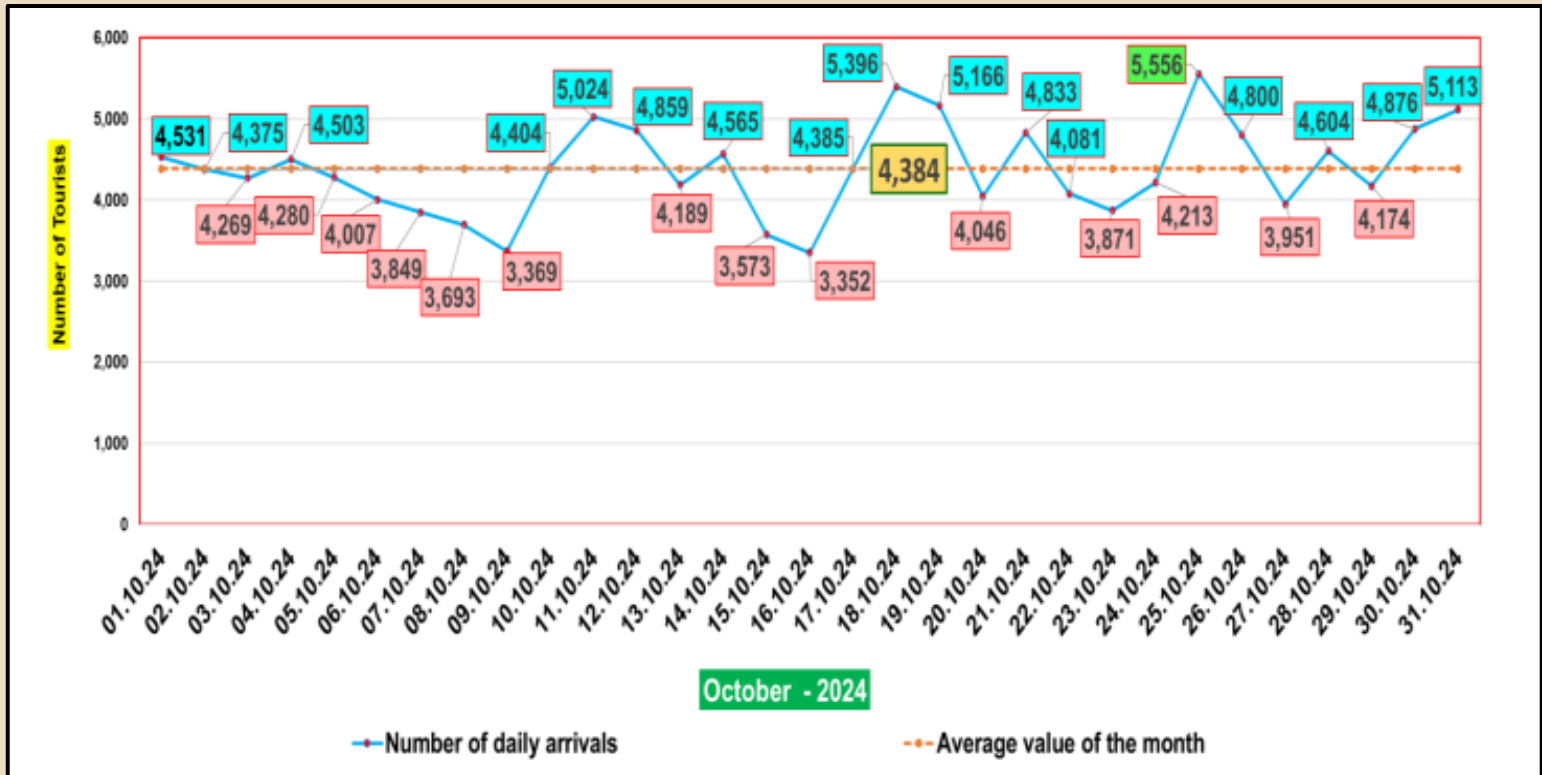


Daily tourist arrivals, 01st to 31st October 2024

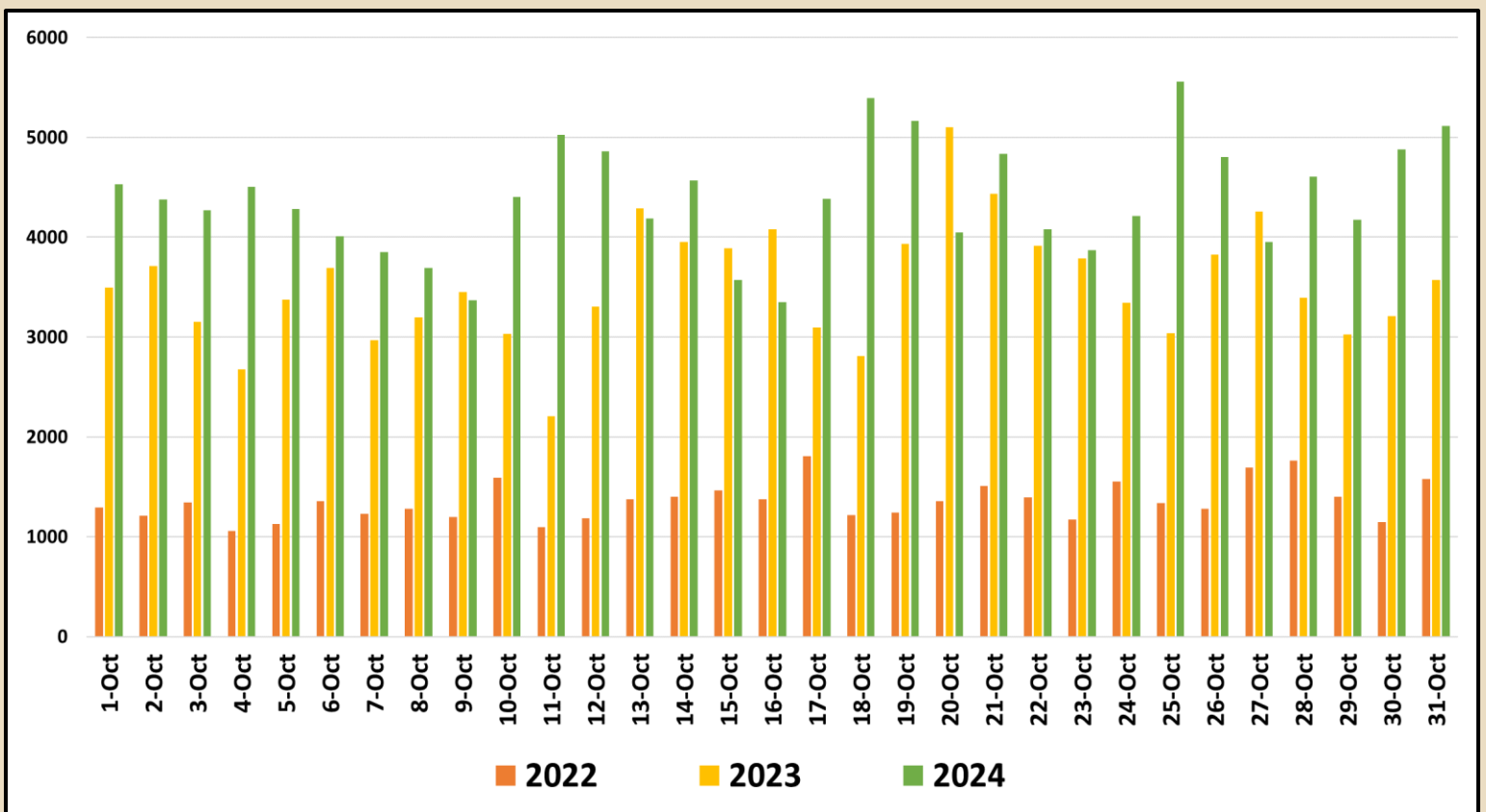




Daily distribution of tourist arrivals, 01st to 31st October 2024

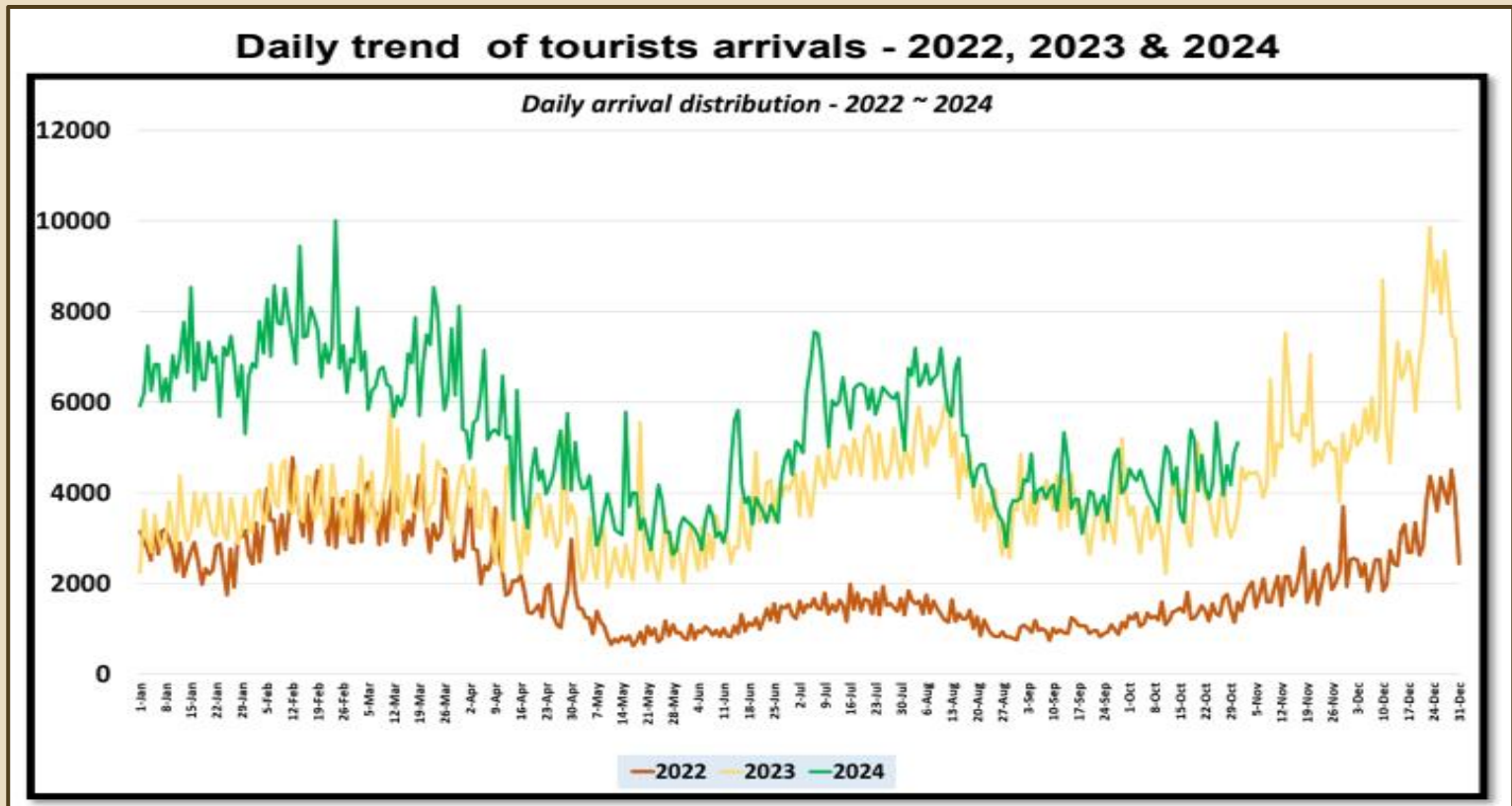


Number of tourist arrivals, 2022, 2023 & 2024, 1st to 31st October

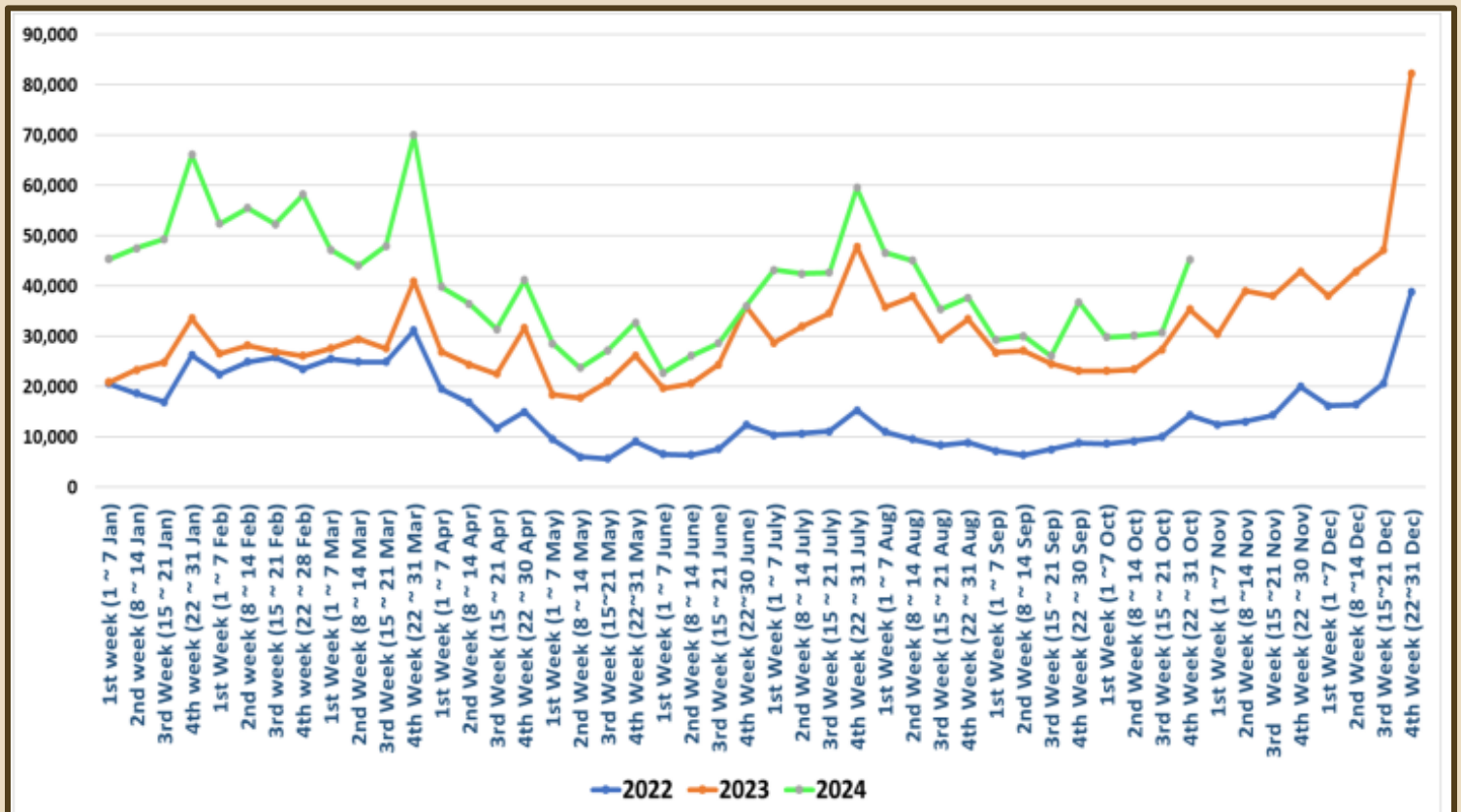




Daily trend of tourist arrivals, 2022, 2023 & 2024












Weekly distribution of tourist arrivals, 2022, 2023 & 2024





Top ten source markets, 01st to 31st October 2024

Rank		Country	Number of Tourists	Share %
1		India	36,417	26.8%
2		Russian Federation	10,367	7.6%
3		United Kingdom	10,206	7.5%
4		Germany	9,217	6.8%
5		China	8,307	6.1%
6		Australia	6,523	4.8%
7		France	4,688	3.4%
8		Bangladesh	3,732	2.7%
9		Spain	3,458	2.5%
10		United States	3,170	2.3%
11		Other	39,822	29.3%
		Total	135,907	



Top twenty source markets, 01st January – 31st October 2024

Rank	Country	Number of Tourists
1	India	322,973
2	United Kingdom	146,670
3	Russian Federation	137,599
4	Germany	108,788
5	China	105,574
6	France	75,778
7	Australia	68,527
8	United States	46,848
9	Netherlands	42,836
10	Maldives	37,337
11	Canada	35,346
12	Poland	32,768
13	Bangladesh	32,026
14	Spain	31,472
15	Italy	30,777
16	Japan	24,652
17	Switzerland	24,093
18	Israel	21,913
19	Czech Republic	15,623
20	Malaysia	15,066
	Others	264,049
	TOTAL	1,620,715